MALE END VIEW	FEMALE END VIEW
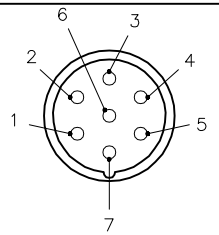	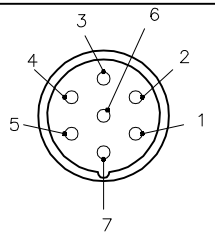
1 = WHITE/BLACK 2 = BLACK 3 = WHITE 4 = RED 5 = ORANGE 6 = BLUE 7 = GREEN/YELLOW	1 = WHITE/BLACK 2 = BLACK 3 = WHITE 4 = RED 5 = ORANGE 6 = BLUE 7 = GREEN/YELLOW
M23 connector	*M23 connector*

SPECIFICATIONS

CONTACT CARRIER MATERIAL/COLOR	NYLON or PBT/GRAY
MOLDED HEAD MATERIAL/COLOR	PVC/BLACK
CONTACT MATERIAL/PLATING	BRASS/GOLD
COUPLING NUT MATERIAL/PLATING	BRASS/NICKEL
MANUFACTURER RATED CURRENT [A]	20 A
UL RATED CURRENT [A]	12 A
RATED VOLTAGE [V]	300 V
OUTER JACKET MATERIAL/COLOR	PVC/YELLOW
CONDUCTOR INSULATION MATERIAL	PVC
NUMBER OF CONDUCTORS [AWG]	7x14 AWG
TEMPERATURE RANGE	−40˚C to +105˚C (−40˚F to +221˚F)
PROTECTION CLASS	IEC IP67

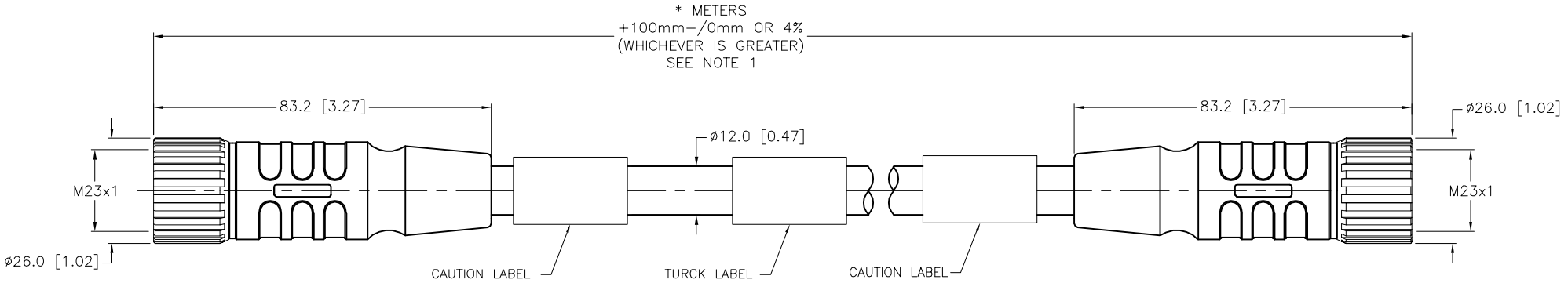

CAUTION:
RISK OF ELECTRICAL SHOCK
DO NOT DISCONNECT UNDER LOAD

SOURCE DRAWING - FOR REFERENCE ONLY

NOTES:

1. "*" INDICATES CABLE LENGTH IN METERS. CONTACT TURCK TO ORDER SPECIFIC LENGTHS.

REV	DESCRIPTION	BY	DATE	ECO NO.
H	UPDATE RATED CURRENT	NF	09/27/18	66623

RELATED DOCUMENTS
1.
2.
3.
4.

3RD ANGLE PROJECTION

THIS DRAWING IS CONFIDENTIAL AND THE PROPERTY OF TURCK INC. USE OF THIS DOCUMENT WITHOUT WRITTEN PERMISSION IS PROHIBITED.

TURCK

3000 CAMPUS DRIVE
MINNEAPOLIS, MN 55441
1-800-544-7769
(763) 553-7300
(763) 553-0708 fax
www.turck.us

MATERIAL: SEE SPECIFICATIONS

FINISH: SEE SPECIFICATIONS

ALL DIMENSIONS DISPLAYED ON THIS DRAWING ARE FOR REFERENCE ONLY

CONTACT TURCK FOR MORE INFORMATION

DRFT: RWC | DATE: 10/05/05
APVD: | SCALE: 1=1.5

UNIT OF MEASUREMENT
MILLIMETER [INCH]
DO NOT SCALE THIS DRAWING

DESCRIPTION: CSM CKM 74-079-*

IDENTIFICATION NO.:

REV: H

FILE: 777009989

SHEET 1 OF 1